


# Onondaga County Health Department Substance Use Initiatives

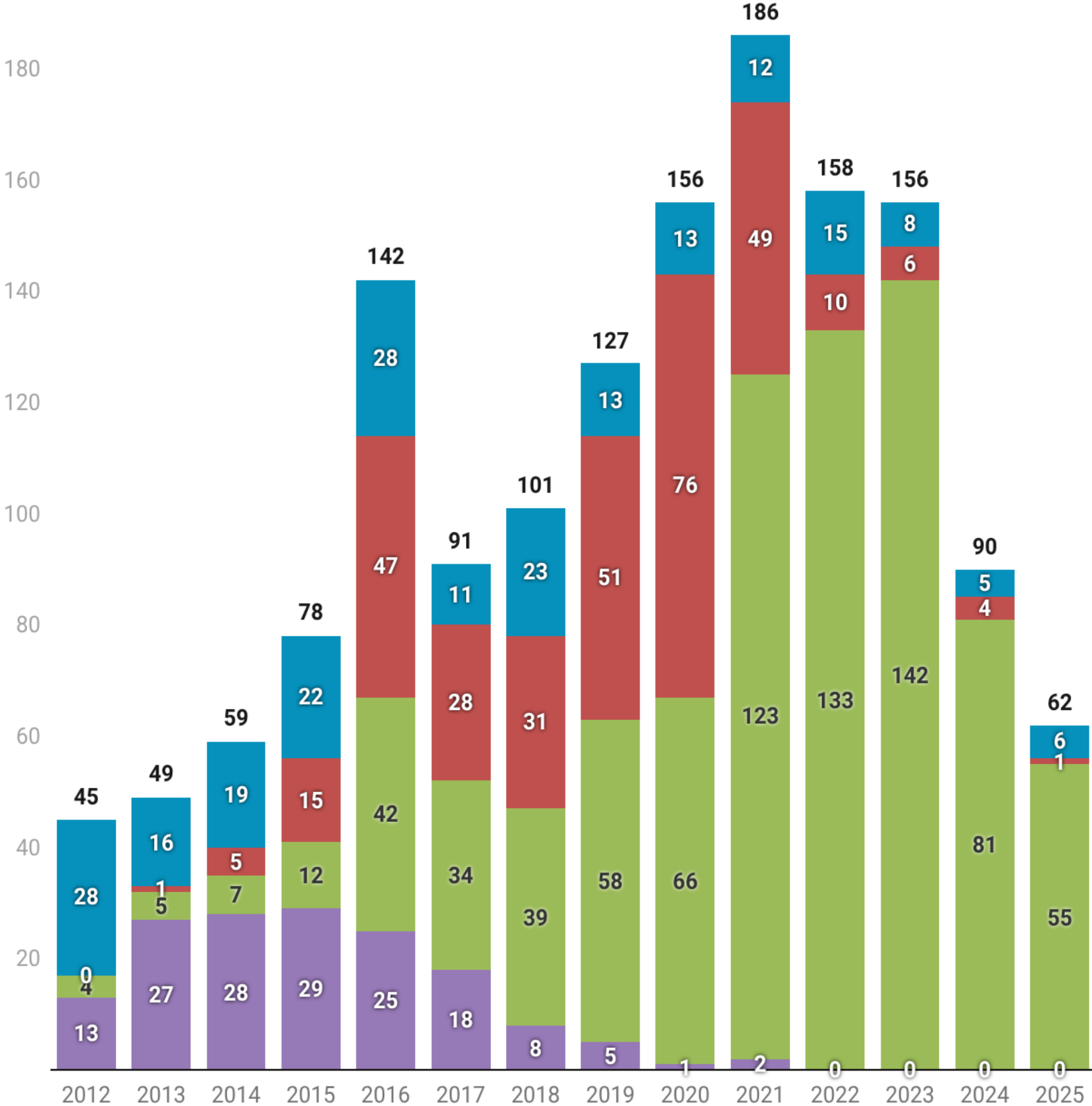
---

Mariah Senecal-Reilly, MPA  
Director of Substance Use Initiatives  
[mariahsenecal-reilly@ongov.net](mailto:mariahsenecal-reilly@ongov.net)

**ongovhealth**  
Onondaga County  
Health Department



# The Local Landscape



# Substance Use Initiatives: Our Programs

- Syringe Services Program
- Peer Engagement Services
- Health Education
- Naloxone Training and Distribution
- Crisis Response and Outreach
- Substance Use Support Services
- Contract Monitoring for County Substance Use Services



Harm reduction is a set of practical strategies and ideas aimed at reducing negative consequences associated with drug use.



01.

## Humanity

HR begins with recognizing that all people deserve safety and dignity. It does not treat drug use as a moral failing.

02.

## Protect Lives

Save lives and protect the health of both people who use drugs and their communities

03.

## Decreases Stigma

Decreases the stigma associated with addiction, increasing education on safer substance use, encouraging protected sex, and connecting people who use drugs with health and social services or support groups.

# Naloxone Training and Distribution


- Trainings for:
- community organizations
- government agencies
- public trainings
- has evolved into mailing, naloxoboxes, street distribution and more

Call or text our confidential Harm Reduction supplies line at **315-418-5365** for free naloxone and test strips



# Syringe Services Program

- Maintains a consistent schedule at 7 locations throughout Onondaga County
- Distributes syringes, wound care essentials, naloxone, hygiene items, socks, additional safer-use supplies, and other basic needs items
- Staffed by a Community Health Counselor and a Peer Specialist to address concerns and goals of participants
- Syringe Cleanup and Disposal Provided



# Peer Engagement Services

- Team of 4 CRPA's
- Peer Engagement Specialists "professional friends" who accompany our participants as they take new steps in their journey
- Participate with SSP
- Embedded throughout the community to provide immediate support in high need areas
- Community Outreach
- **(315) 816-6906**



# Substance Use Crisis Response and Outreach Team

Crisis Response and Outreach is available on-call for substance use crisis response from 8AM-7PM, M-F

Overdose response, drug use behaviors, behavioral and emotional concerns, active safety checks, lack of transition planning

•Part of a community crisis network; non-law enforcement response

Provides Immediate:

- harm reduction supply distribution
- relationship building,
- linkages to resources & treatment, advocacy
- focused transportation

**Helping support people who have experienced a substance use crisis achieve a better quality of life.**



**315.317.1567**

# Substance Use Crisis Response and Outreach Team

- Relationships with community agencies to establish trust and develop working partnerships with:
- AMR
- Centro bus hub
- Syracuse Downtown Security
- Libraries
- DSS
- Probation
- Justice Center
- Corner stores
- Hospitals
- Churches
- Other social service agencies



**Substance Use Crisis Response**



**Hours:**  
Mon-Fri 8:00am-7:00pm  
*After-hours calls followed up with on the next business day*

 **Call 315-317-1567**

 **Visit**  
[ongov.net/health/opioids](http://ongov.net/health/opioids)








# Substance Use Support Services



- Person centered, nonjudgmental and responsive case management for individuals who are currently using or have a history of substance use.
- Hands-on support as participants navigate systems, work towards their individual goals and build pathways towards health, stability and hope
- Service Navigator, Transitional Case Manager, Intensive Case Manager and Peer assist in navigating systems
- **315.435.7930**











SSP Locations

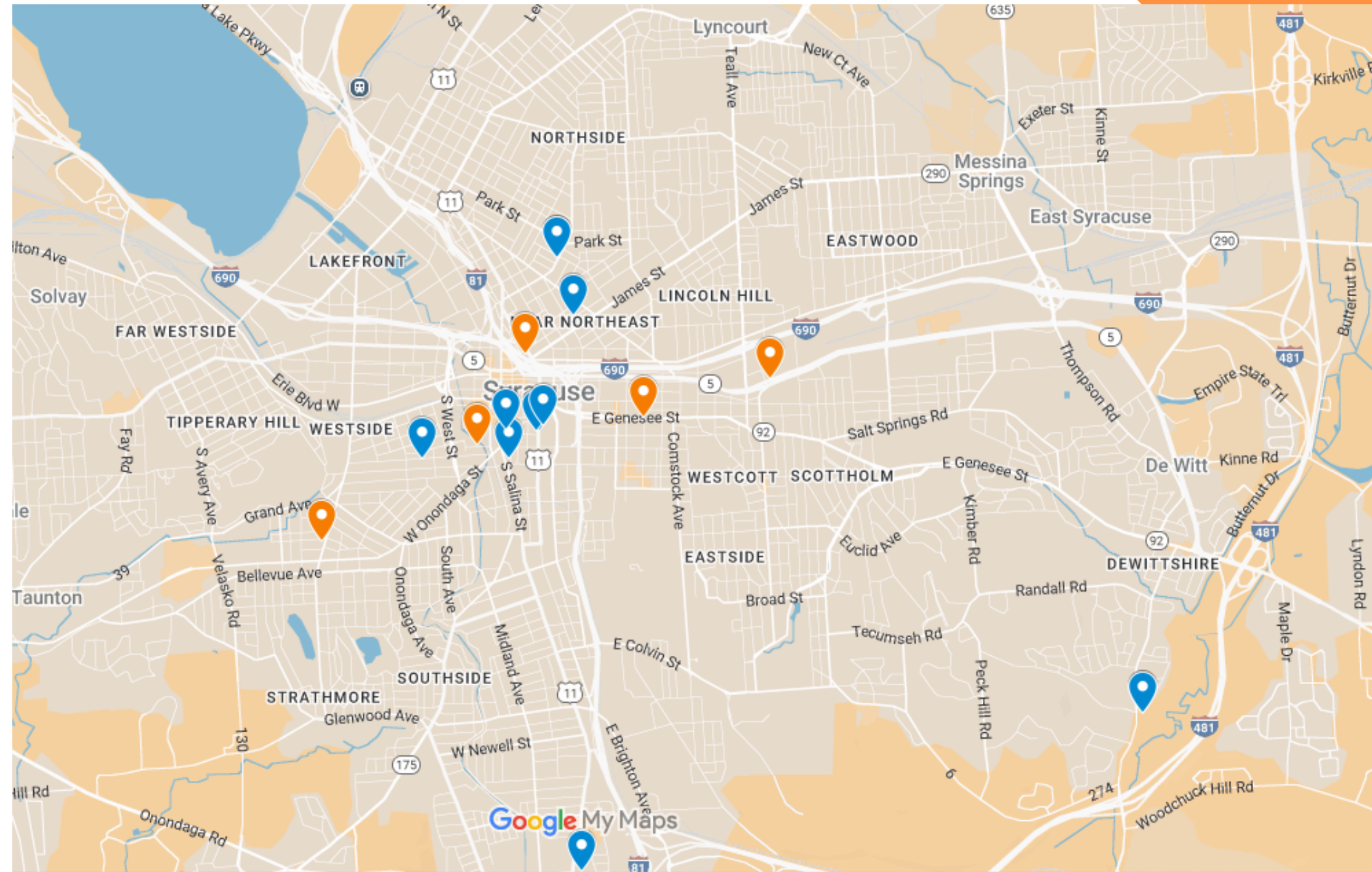
Individual styles

-  White Branch Library
-  Samaritan Center
-  Mundy Branch Library
-  Catholic Charities
-  University United Methodist ...
-  Rescue Mission Men And W...
-  Community Library of DeWitt...

Outreach Locations

Individual styles

-  Community Library of DeWitt...
-  White Branch Library
-  Onondaga County Probation ...
-  Onondaga County Departme...
-  Centro Transit Hub
-  Victory Temple Fellowship C...
-  St. Lucy Catholic Church
-  Road to Emmaus Ministry of...
-  Onondaga County Public Lib...
-  Onondaga County Justice Ce...





# Questions?

Ask us anything!



# What Are Opioids?



Opioids are drugs that:

- Relieve pain
- Slow down the body
- Slow breathing

**Examples include:**

- Fentanyl
- Heroin
- Oxycodone (Percocet, OxyContin)
- Hydrocodone (Vicodin)
- Morphine
- Methadone
- Codeine
- Tramadol

⚠ Today, fentanyl is often mixed into other drugs and fake pills.



# Why Do Overdoses Happen?

Most overdoses are accidents.

Common reasons:

- Using again after stopping (low tolerance)
- Mixing drugs (especially alcohol + opioids)
- Not knowing what's in the drug
- Fake pills
- Using alone
- Health conditions

It only takes a small amount to stop breathing



# What is Narcan?

Narcan (naloxone) is a medication that:

- Reverses an opioid overdose
- Restores breathing
- Works in 2–3 minutes
- Lasts 30–90 minutes

It is:

- Safe for kids and pregnant people
- Harmless if given to someone not overdosing
- Safe and legal to use



# Signs of an Overdose

Look for:

- Not waking up
- Slow or no breathing
- Blue lips or fingertips
- Gurgling or snoring sounds
- Tiny pinpoint pupils

If they won't wake up — ACT.



# How to Use Narcan

## 📌 How to Use Narcan

Step 1: Call 911

Step 2: Spray Narcan in nose

Step 3: Rescue breathing

Step 4: Second dose in 2 minutes if needed

Keep it simple:

One spray. One nostril. Push firmly.



## How to Administer Narcan

To administer Narcan nasal spray in an overdose situation, follow the six steps below:

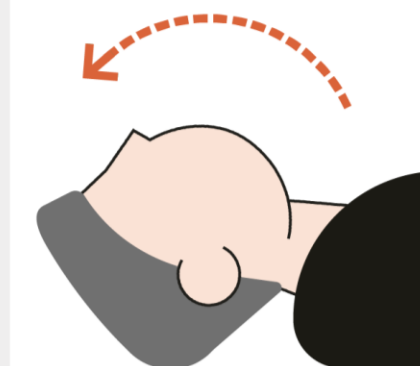
1

Lay the person on their back. Try to wake them up by yelling:



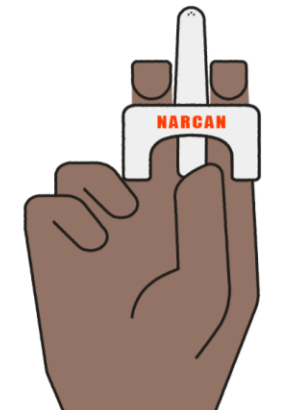
2

Tilt the person's head back



3

Hold Narcan in the correct position



4

Place the nozzle into one nostril. Press down on the plunger firmly



5

Roll the person to their side. Call 911. Stay with the person.



6

Repeat steps 1 to 5 every 2 to 3 minutes if they are unresponsive



# Narcan Quick Facts

- Stops an opioid overdose
- Works in 2–3 minutes
- Lasts 30–90 minutes
- Safe for kids & pregnant people
- Won't hurt someone if it's not an overdose



# 911 Good Samaritan Law

## Will I Get In Trouble?

- ✓ You are protected if you call 911
- ✓ You are protected if you use Narcan
- ✓ You are protected even if underage drinking

⊘ Not protected for:  
Selling drugs  
Large amounts (8+ oz)  
Open warrants

